



ANNUAL WATER QUALITY REPORT

Hartland Division PWSID# ME0090680
2024



Dear Valued Customer:

The most important thing we do each and every day is to provide clean, high-quality drinking water that you can trust. At Maine Water, that means protecting your water at its source in our lakes, ponds and aquifers, then treating and transporting the water right to your tap.

Our 2024 Annual Consumer Confidence Report (CCR) includes the results of more than 1,700 water samples which were tested at state certified laboratories for over 120 water quality parameters.

We are pleased to report that the water quality results in our system meet all state and federal drinking water standards. Within this report, you'll find more details about your drinking water — where it comes from, what's done to protect and treat it, and the results of our water quality tests. In 2024 Maine Water completed our Lead Service Line Inventory, providing customers with transparency regarding service line materials in our system. Through the inventory, we were able to confirm that there are no lead service lines in our water systems. The inventory is publicly available at mainewater.com.

We are also committed to the stewardship of our water resources — protecting our water sources, land and the environment for current and future generations. What we do here is extremely important, making a real difference in the lives of the people and communities we serve, and critical to protecting public health.

The data from these tests is regularly reviewed for changes or trends, and any customer complaint is escalated for review by our water quality team. If you have any questions or comments about your drinking water or this report, please contact our Customer Service team at 800.287.1463 or email customerservice@mainewater.com.

In Service,



Mark Vannoy
President, Maine Water





2024 Water Quality Report – Hartland Division

For the year 2024, we are pleased to report that your drinking water met all national primary drinking water standards.

Maine Water is pleased to present a summary of the quality of the water provided to you during the past year. This report is consistent with the requirements of the Federal Safe Drinking Water Act, to report annually the details of where your water comes from, what it contains, and the risks that our water testing and treatment are designed to prevent.

Federal law allows water providers to make the annual water quality reports available online. Paper copies can be mailed to customers who request it. We will notify customers through our notification system, bill inserts, news releases, our website and social media any time a new water quality report has been posted to our website. If you have any questions about this report, please call us at 1-800-287-1643 or email customerservice@mainewater.com.

Sources of Supply

Two wells located in an underground sand and gravel aquifer serve as the water supply for our Hartland customers.

Water Treatment

The water treatment facility is maintained to meet primary and secondary drinking water regulations. Water treatment includes direct filtration to reduce natural levels of iron and manganese. The water is disinfected with chlorine to inactivate microbiological organisms. To control the corrosivity of the water, we add a phosphate compound. The water is fluoridated to promote dental health.

Certified operators ensure the quality of the water we produce.



Upcoming regularly scheduled meetings:
There are no regularly scheduled public meetings.
If you have a question about your water system.
Please call: 1-800-287-1643



Sources of Water Supply General Information

Sources of drinking water include rivers, lakes, ponds and wells. As water flows on the surface of the land or through the ground, it can dissolve naturally occurring minerals and in some cases, radioactive material, and can also accumulate substances resulting from human and animal activity. The Maine Drinking Water Program (DWP) has evaluated all public water supplies as part of the Source Water Protection Program. The assessments included geology, hydrology, land uses, water testing information, and the extent of land ownership or protection by local ordinance to see how likely our drinking water source is being contaminated by human activities in the future. In 2003, a source water assessment was completed for the Hartland system and indicates a low to moderate risk of significant contamination. Assessment results are available at town offices, public water supplies and the DWP (207.287.2070).

Contaminants that may be present in source water include:

- Microbial contaminants, such as viruses and bacteria, which may come from sewage treatment plants, septic systems, agricultural livestock operations, or wildlife.
- Inorganic contaminants, such as salts and metals, which can be naturally occurring or result from urban runoff, industrial or domestic wastewater discharge, oil and gas production, mining or farming.
- Pesticides and herbicides, which may come from a variety of sources such as agriculture, storm water runoff, and residential uses.
- Organic chemicals contaminants, including synthetic and volatile organics, are byproducts of industrial processes and petroleum production, and can also come from gas stations, urban storm water runoff, and septic systems.
- Radioactive contaminants, which can be naturally occurring, or can be the results of oil or gas production or mining activities.

In order to ensure that tap water is acceptable for drinking, the U.S. Environmental Protection Agency (EPA) prescribes regulations that limit the amount of certain contaminants in water provided by public water systems. FDA regulations established limits for contaminants in bottled water, which must provide the same protection for public health.

Drinking water, including bottled water, may reasonably be expected to contain at least small amounts of some contaminants. The presence of contaminants does not necessarily indicate that water poses a health risk. More information about contaminants and potential health effects can be obtained at EPA's Safe Drinking Water Hotline website <https://www.epa.gov/ground-water-and-drinking-water/safe-drinking-water-hotline>.



Protecting Water Sources

Source water is untreated water from streams, rivers, lakes, or underground aquifers that is used to supply public drinking water. Preventing drinking water contamination at the source makes good public health sense, good economic sense, and good environmental sense. Most contaminants enter rivers, lakes and reservoirs from storm water runoff of streets, parking lots, golf courses, athletic fields, construction sites, farms and residential neighborhoods. You can be aware of the challenges of keeping drinking water clean and take an active role in protecting drinking water.

There are many ways that you can get involved in drinking water protection activities to prevent the contamination of groundwater and surface water sources:

- Restrict the use of lawn chemicals, especially before heavy rains.
- Dispose of pet or animal waste properly so that it does not wash into a nearby stream or storm drain.
- Inspect septic tanks every two years, and clean as needed. Make septic system repairs as soon as possible.
- Do not pour used motor oil on the ground or into storm drains. Contact your town for proper disposal of household chemicals.
- Report muddy runoff from construction sites to your town's zoning or wetland officials.





2024

The tables on the following pages list the contaminant levels that were detected in your water system. The Safe Drinking Water Act allows us to monitor for some contaminants less than once per year because the concentrations of these contaminants do not change frequently. Some of our data, though representative, are more than one year old. The Safe Drinking Water Act also allows monitoring waivers to reduce or eliminate certain monitoring requirements.

Testing Waivers

There were no testing waivers granted in 2024.

Violations

There were no violations in 2024.

Microbiological

Analyte	MCL	MCLG	Detected in Water System	Number of Samples Collected	Met Drinking Water Standards	Typical Source
Total Coliforms	TT > 1 **	0	Absent	12	Yes	Naturally present in environment
<i>E. Coli</i>	See below †	0	Absent	12	Yes	

E. coli - Any routine sample that shows the presence of total coliform triggers repeat samples that must be analyzed for total coliform and *E. coli*. If *E. coli* is found in any repeat sample, the system is considered to be in violation of the MCL.

Please share this information with anyone who drinks this water (or their guardians), especially those who may not have received this report directly (for example, people in apartments, nursing homes, schools, and businesses). You can do this by posting this report in a public space or distributing copies by hand, mail, email, or another method.



2024

National Primary Drinking Water Contaminants							
Compounds	Test Date	Violation Y/N	Detection Value	Range of Detection	Federal/State Standard		Major Sources in Drinking Water
					MCL / MRDL	MCLG / MRDLG	
Inorganics and Radionuclides							
Arsenic, ppm	4/15/2024	N	ND	NA	10	0	Erosion of natural deposits
Fluoride, ppm	9/17/2024	N	0.87	0.58 - 0.87	4	4	Erosion of natural deposits. Water additive which promotes strong teeth.
Barium, ppm	4/15/2024	N	0.0182	NA	2	2	Erosion of natural deposits
Nitrate, ppm	4/15/2024	N	ND	NA	10	10	Runoff from fertilizer, Leaching of septic tanks, erosion of natural deposits

Legally enforceable primary standards and treatment techniques that apply to public water systems

Disinfectants and Disinfection Byproducts							
Compounds	Test Date	Violation Y/N	Detection Value	Range of Detection	Federal/State Standard		Major Sources in Drinking Water
					MCL / MRDL	MCLG / MRDLG	
Residual chlorine, ppm	Year 2024	N	0.57 avg.	0.20 – 1.25	4	4	Water additive used to control microbes
Haloacetic Acids (HAA5), ppb	8/14/2024	N	9.8	NA	60	0	Byproduct of drinking water disinfection
Total Trihalomethanes (TTHMs), ppb	8/14/2024	N	20	NA	80	0	

Disinfectants and Disinfection Byproducts – Compliance for Haloacetic Acids and Total Trihalomethanes is based on annual samples.

LRAA - Location Running Annual Average: The average of sample analytical results for samples taken at a particular monitoring location during the previous 4 calendar quarters. The LRAA is used for direct comparison to the MCL. For the Hartland system, one sample is required per year. The sample is collected during the summer months.



2024

National Secondary Drinking Water Contaminants			
Parameter	Test Results 10/1/2024	Secondary MCL	Noticeable Effects above the MCL
Chloride, ppm	183	250	Salty taste
Sodium, ppm	104	No Limit	Salty taste
Iron, ppm	0.19	0.3	Rust color; sediment; metallic taste; reddish orange staining
pH	7.5	6.5 – 8.5	Neutral = 7
Manganese, ppm	0.0014	0.05	Black to brown color; black staining; bitter taste
Hardness, ppm	160	No Limit	Moderately hard; Scaly residues; soaps that don't lather

Non-enforceable guidelines regulating contaminants that may cause cosmetic effects (such as skin or tooth discoloration) or aesthetic effects (such as taste, odor, or color) in drinking water.

State Regulated Water Contaminants					
Parameter	Sampling Point	Test Results 4/7/2022 W1 7/18/2022 W2	MCL	MCLG	Sources in Drinking Water
Per & Poly- fluoroalkyl Substances (6 PFAs) (ppt)	Treated Water	Not Detected	20	0 (Not Detected)	By-product of industrial process and consumer products

PFAS are not regulated under the Safe Drinking Water Act (SDWA) and therefore have no federally-established Maximum Contaminant Level (MCL) that would require action such as treatment to remove these compounds from drinking water. EPA has established a Health Advisory of 70 parts per trillion (ppt), combined, for two PFAS compounds: perfluorooctanoic acid (PFOA) and perfluorooctanesulfonic acid (PFOS).

PFOA and PFOS are fluorinated organic chemicals that are part of a larger group of chemicals referred to as perfluoroalkyl substances (PFASs). PFOA and PFOS have been the most extensively produced and studied of these chemicals. They have been used to make carpets, clothing, fabrics for furniture, paper packaging for food and other materials (e.g., cookware) that are resistant to water, grease or stains. They are also used for firefighting at airfields and in several industrial processes.

To provide Americans, including the most sensitive populations, with a margin of protection from a lifetime of exposure to PFOA and PFOS from drinking water, EPA established the health advisory levels at 70 parts per trillion. The EPA's health advisories are based on the best available peer-reviewed studies of the effects of PFOA and PFOS on laboratory animals (rats and mice) and were also informed by epidemiological studies of human populations that have been exposed to PFASs.



2024

Lead and Copper										
Analyte	Unit	MCL	MCLG	Range of Detection		Number of samples	90th %ile Value	Sample Date Range	Drinking Water Standards	Typical Source
				Low	High					
Lead	ppb	AL=15	0	0 - 2.1	2.1	10	1.6	6/20 - 7/13/2023	YES	Corrosion of household plumbing systems
								(0 samples>AL)		
Copper	ppm	AL=1.3	1.3	0.0119	0.483	10	0.251	6/20 - 7/13/2023	YES	Corrosion of household plumbing systems
								(0 samples>AL)		

Lead Service Line Inventory

Maine Water has completed an important initiative to comply with the Lead and Copper Rule Revisions (LCRR). A nationwide mandate by the U.S. Environmental Protection Agency (EPA), the LCRR aimed to collect water service line material information to identify any outdated pipes connected to our water system that may require replacement. For more information and to check your specific address, please go here: <https://maps.ctwater.com/portal/apps/sites/#/mwc-service-line-inventory>

We are proud to share that no lead service lines or galvanized service lines requiring replacement were found, and we have no service lines where the construction material of the line is unknown.



Terms and Abbreviations

The following terms and abbreviations may appear in your report.

AL = Action Level: The concentration of a contaminant that, if exceeded, triggers treatment or other requirements that a water system must follow.

MCL = Maximum Contaminant Level: The highest level of a contaminant that is allowed in drinking water. MCLs are set as close to the MCLGs as feasible using the best available treatment technology.

MCLG = Maximum Contaminant Level Goal: The level of a contaminant in drinking water below which there is no known or expected risk to health. MCLGs allow for a margin of safety.

MRDL = Maximum Residual Disinfectant Level: The highest level of a disinfectant allowed in drinking water. There is convincing evidence that addition of a disinfectant is necessary for control of microbial contaminants.

MRDLG = Maximum residual disinfectant Level Goal: The level of a drinking water disinfectant below which there is no known or expected risk to health. MRDLGs do not reflect the benefits of the use of disinfectants to control microbial contamination.

NTU = Nephelometric Turbidity Unit: A measure of water clarity.

ppm = parts per million, or milligrams per liter (mg/L) This is equivalent to one second in 11.5 days.

ppb = parts per billion, or micrograms per liter (µg/L) This is equivalent to one second in 32 years.

ppt = parts per trillion, or nanograms per liter (ng/L) This is equivalent to one second in 32,000 years.

pCi/L = picocuries per liter (a measure of radioactivity)

PWSID: Public water supply identification number.

LRAA = Location Running Annual Average: The average of sample analytical results for samples taken at a particular monitoring location during the previous 4 calendar quarters. The LRAA is used for direct comparison to the MCL.

Total Coliform Bacteria: Reported as the highest monthly number of positive samples, for water systems that take less than 40 samples per month.

TTHM and HAA5: Total Trihalomethanes and Haloacetic Acids are formed as a byproduct of drinking water chlorination. This chemical reaction occurs when chlorine combines with naturally occurring organic matter in water.

TT = Treatment Technique: A required process intended to reduce the level of a contaminant in drinking water.

90th %ile = 90th percentile value: The calculated value that is equal to or greater than 90 percent of the individual sample concentrations for the water system. The 90th percentile value is used for direct comparison to the AL.

NA = Not Applicable

ND = Not Detected

Educational Information on Lead & Copper

We believe it is important to provide you with information about the sources of lead and copper in drinking water and the health effects associated with them.

Major Sources of LEAD in Drinking Water:

Corrosion of household plumbing systems; erosion of natural deposits.

Health Effects Statement: Exposure to lead in drinking water can cause serious health effects in all age groups. Infants and children can have decreases in IQ and attention span. Lead exposure can lead to new learning and behavior problems or exacerbate existing learning and behavior problems. The children of women who are exposed to lead before or during pregnancy can have increased risk of these adverse health effects. Adults can have increased risks of heart disease, high blood pressure, kidney or nervous system problems.

Lead can cause serious health problems, especially for pregnant women and young children. Lead in drinking water is primarily from materials and components associated with service lines and home plumbing. Maine Water is responsible for providing high quality drinking water and removing lead pipes, but cannot control the variety of materials used in plumbing components in your home. You share the responsibility for protecting yourself and your family from the lead in your home plumbing.

You can take responsibility by identifying and removing lead materials within your home plumbing and taking steps to reduce your family's risk. Before drinking tap water, flush your pipes for several minutes by running your tap, taking a shower, doing laundry or a load of dishes. You can also use a filter certified by an American National Standards Institute accredited certifier to reduce lead in drinking water.

Where needed, we have a comprehensive corrosion control program, to reduce risk of lead leaching from our customers' service line or internal plumbing. This includes pH monitoring and adjustment. And, we fully comply with EPA requirements regarding sampling for lead in drinking water. We provide documentation to the The Maine Drinking Water Program (DWP) to demonstrate our results.

If you are concerned about lead in your water and wish to have your water tested, please call us at 1-800-287-1643 or email customerservice@mainewater.com.

Major Sources of COPPER in Drinking Water:

Corrosion of household plumbing systems; erosion of natural deposits; leaching from wood preservatives.

Health Effects Statement: Copper is an essential nutrient, but some people who drink water containing copper in excess of the action level over a relatively short amount of time could experience gastrointestinal distress. Some people who drink water containing copper in excess of the action level over many years could, suffer liver or kidney damage. People with Wilson's Disease should consult their personal doctor. If you are concerned about elevated lead or copper levels, you may wish to have your water tested. Running your tap for 30 seconds to two minutes before use will significantly reduce the levels of lead and copper in the water. Additional information is available from the U.S. Environmental Protection Agency's Safe Drinking Water Hotline website <https://www.epa.gov/ground-water-and-drinking-water/safe-drinking-water-hotline>.

For information on the levels of lead and copper detected in your drinking water system, please refer to the table in this water quality report.

Information on lead in drinking water, testing methods, and steps you can take to minimize exposure is available at <http://www.epa.gov/safewater/lead>.



Unregulated Contaminants: PFAS in Water Sources

PFAS (Per-and Polyfluoroalkyl substances) are a large group of man-made chemicals that have been manufactured and used around the world since the 1940s for many industrial and consumer purposes including the coating of fabrics, nonstick cookware, food packaging, and firefighting foam.

These chemicals can accumulate over time and have been found in both the environment and the human body. They do not break down easily in the environment or the human body and are sometimes called “forever chemicals”.

Of these chemicals, the most extensively produced and studied have been PFOA and PFOS.

At this time, the United States Environmental Protection Agency (EPA) and states across the country are working to develop appropriate standards for these chemicals in drinking water. In 2021, the State of Maine passed LD 129 mandating that Public Water Systems test the treated drinking water for PFAS in 2022.

To see the document copy this link to your browser
<http://www.mainelegislature.org/legis/bills/getPDF.asp?paper=SP0064&item=3&snum=130>

Maine Water is in full compliance with Maine Drinking Water Program (DWP) and United States Environmental Protection Agency (EPA) drinking water standards and the guidelines for risk assessment of all water sources and systems as well as all the monitoring and testing requirements under the Unregulated Contaminate Monitoring Rule (UCMR) to date.

For more information and source water testing results, please visit www.mainewater.com/water-quality and find our section on PFAS or the Maine Water Drinking Program, <https://www.maine.gov/dhhs/mecdc/environmental-health/water/>



Water Quality Data Notes

Special Populations

Infants and children who drink water containing lead in excess of the action level could experience delays in their physical or mental development. Children could show slight deficits in attention span and learning abilities. Adults who drink this water over many years could develop kidney problems or high blood pressure.

Some people may be more vulnerable to contaminants in drinking water than the general population. Immunocompromised persons such as persons with cancer undergoing chemotherapy, persons who have undergone organ transplants, people with HIV/AIDS or other immune system disorders, some elderly, and infants can be particularly at risk from infections. These people should seek advice about drinking water from their health care providers. EPA/CDC guidelines on appropriate means to lessen the risk of infection by *Cryptosporidium* and other microbial contaminants are available from the Safe Drinking Water Hotline (1-800-426-4791) or at the following link: <https://www.epa.gov/ccr/forms/contact-us-about-consumer-confidence-reports>

Nitrate

Nitrate as Nitrogen (Nitrate-N) in drinking water at levels above 10 mg/L is a health risk for infants of less than six months of age. Such Nitrate-N levels in drinking water can interfere with the capacity of the infant's blood to carry oxygen, resulting in a serious illness; symptoms include shortness of breath and blueness of the skin. Nitrate-N levels above 10 mg/L may also affect the ability of the blood to carry oxygen in other individuals, such as pregnant women and those with certain specific enzyme deficiencies. If you are caring for an infant, or you are pregnant, you should ask advice from your health care provider.

Fluoride

Fluoride may help prevent tooth decay if administered properly to children, but can be harmful in excess. The US Department of Health and Human Services recommends a level of 0.7 ppm.

Arsenic

While your drinking water may meet EPA's standard for Arsenic, if it contains between 5 to 10 ppb you should know that the standard balances the current understanding of arsenic's possible health effects against the cost of removing it from drinking water. EPA continues to research the health effects of low levels of arsenic, which is a mineral known to cause cancer in humans at high concentrations and is linked to other health effects such as skin damage and circulatory problems.

Our water systems are designed and operated to deliver water to our customers' plumbing systems that complies with state and federal drinking water standards. This water is disinfected using chlorine, but it is not necessarily sterile. Customers' plumbing, including treatment devices, might remove, introduce or increase contaminants in tap water. All customers, and in particular operators of facilities like hotels and institutions serving susceptible populations (like hospitals and nursing homes), should properly operate and maintain the plumbing systems in these facilities. You can obtain additional information from the EPA's Safe Drinking Water Hotline at 800.426.4791



What We Test For

Per the Safe Drinking Water Act (SDWA), Maine Water Company is required to test for the following:

INORGANIC CONSTITUENTS

- Antimony
- Arsenic
- Barium
- Beryllium
- Cadmium
- Chloride
- Chromium
- Cyanide
- Fluoride
- Mercury
- Nickel
- Nitrate
- Nitrite
- Selenium
- Silver
- Sodium
- Sulfate
- Thallium

VOLATILE ORGANIC COMPOUNDS

- 1,1,1,2-Tetrachloroethane
- 1,1,1-Trichloroethane
- 1,1,2,2-Tetrachloroethane
- 1,1,2-Trichloroethane
- 1,1-Dichloroethane
- 1,1-Dichloroethylene
- 1,1-Dichloropropene
- 1,2,3-Trichloropropane
- 1,2,4-Trichlorobenzene
- 1,2,4-Trimethylbenzene
- 1,2-Dichlorobenzene
- 1,2-Dichloroethane
- 1,2-Dichloropropane
- 1,3,5-Trimethylbenzene
- 1,3-Dichlorobenzene
- 1,3-Dichloropropane
- 1,3-Dichloropropene
- 1,4-Dichlorobenzene
- 2,2-Dichloropropane
- Benzene
- Bromobenzene
- Bromodichloromethane
- Bromoform
- Bromomethane
- Carbon Tetrachloride
- Chlorobenzene
- Chloroethane
- Chloroform
- Chloromethane
- Cis-1,2-Dichloroethylene
- Dibromochloromethane
- Dibromomethane
- Dichloromethane
- Ethylbenzene
- Methyl tert-butyl ether
- M-Xylene
- Naphthalene
- N-Butylbenzene
- N-Propylbenzene
- O-Chlorotoluene
- O-Xylene
- P-Chlorotoluene
- P-Xylene
- Styrene
- Tetrachloroethylene
- Toluene
- Trans,1-2Dichloroethylene
- Trichloroethylene
- Vinyl Chloride

SYNTHETIC ORGANIC COMPOUNDS

- 1,2-Dibromo-3-Chloropropane
- 2,4,5-TP
- 2,4-D
- 3-Hydroxycarbofuran
- Aldicarb
- Aldicarb Sulfone
- Aldicarb Sulfoxide
- Aldrin
- Atrazine
- Benzo(a)pyrene
- BHC-Gamma
- Butachlor
- Carbaryl
- Carbofuran
- Chlordane
- Dalapon
- Di(2-ethylhexyl) adipate
- Di(2-ethyl hexyl) phthalate
- Dicamb
- Dieldrin
- Dinoseb
- Diquat
- Endrin
- Ethylene Dibromide
- Glyphosate
- Heptachlor
- Heptachlor Epoxide
- Hexachlorobenzene
- Hexachlorocyclopentadiene
- Lasso
- Methomyl
- Methoxychlor
- Metolachlor
- Metribuzin
- Oxamyl
- Pentachlorophenol
- Picloram
- Propachlor
- Simazine
- Total PCB
- Toxaphene

PFAS (Per- and Polyfluoroalkyl substances)

- PFOA
- PFHxS
- PFOS
- PFHpA
- PFNA
- PFBS

If a chemical is found to be in any of the samples that we collect, the detected level will be reported in the water quality tables in the previous section(s) along with the detected range and the typical way that the chemical may be introduced to a drinking water supply. If results are not indicated in the data tables, that is because the chemical was not detected in the water during the most recent sampling event.

WATER CONSERVATION

Conserving water helps ensure that we have an adequate supply of water for public health and safety and reduces demands on the state's water resources. A typical household uses 15,000 gallons of water per quarter, or 60,000 gallons a year. YOU can play a role in conserving water by being conscious about the amount of water your household is using.

Here are some ways to conserve.
Find more on our social media handles:



REPAIR leaky toilets

Check for leaks by putting food coloring in the tank; if the food coloring seeps into the bowl without flushing, there is a leak.

Potential Savings:
73,000 gallons/year



CONSIDER a low flow toilet

Modern toilets use just 1.6 gallons per flush, versus older models using 3.5 gallons per flush.


Potential Savings:
15,000 gallons/year



RUN full loads in the washer & dishwasher

Go ahead and fill'er up! Full loads of laundry and dishes save water AND energy.

Potential Savings:
3,400 gallons/year



COVER UP - your pool

Pool covers not only keep out leaves and debris, they reduce up to 95% of evaporation.

Potential Savings:
20,000+ gallons/year



WATER EARLY, not often

Lawns develop short root systems when watered every day. Water just once or twice a week in the morning to maximize root health and avoid water loss from evaporation

Potential Savings: 6,750 gallons per watering day avoided for every .25 acres of lawn



TURN OFF the tap

Running water during toothbrushing, shaving and washing dishes all adds up; turn off the tap when you don't need the water

Potential Savings: 3,000 gallons/year through toothbrushing alone

Maine Water is committed to preserving our environment for current and future generations

Protection of
**OPEN SPACE
AND WATERSHED
LANDS**

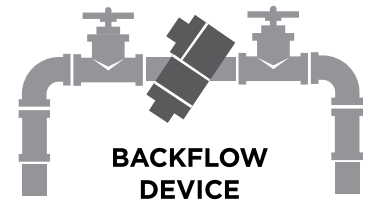
**WATER
CONSERVATION**
education and
programs

**INFRASTRUCTURE
INVESTMENTS** to
reduce system
water loss

**SUSTAINABLE
DESIGN** of
buildings and
facilities

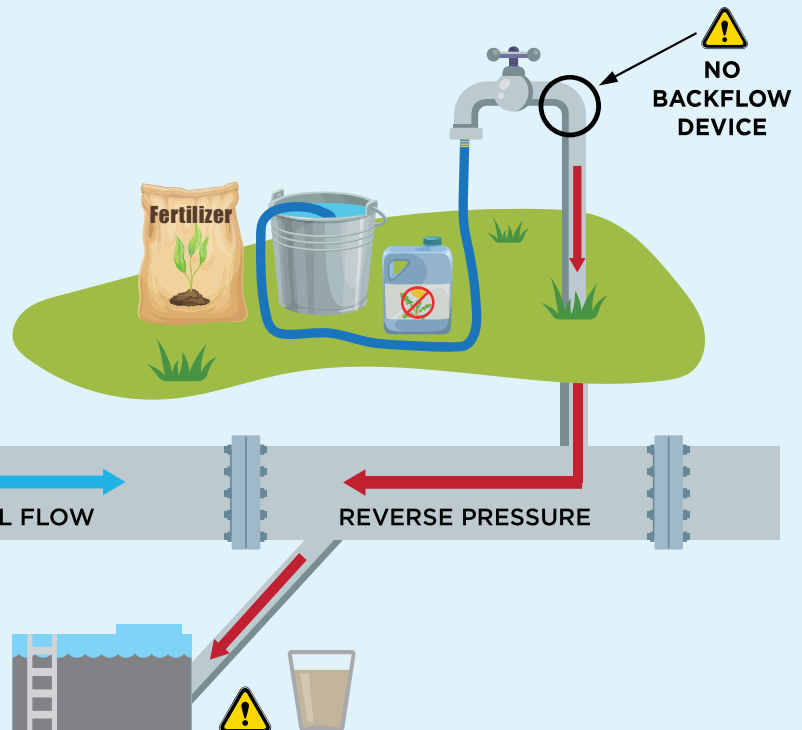
Are You Protected?

Keep contaminants out of your community's tap water by using a backflow preventing device.



HOW BACKFLOW CAN HAPPEN

- 1 Your home or business has a connection with the public water system. **Normally water flows directly from our main to your property.**
- 2 **Water pressure is reduced** because of a break in the water main or fire event using a lot of water suddenly.
- 3 The sudden drop in pressure can cause **water to reverse flow.**



- 4 **Dangerous contaminants** from the unprotected connection can now potentially **enter the drinking water supply.**

Backflow incidents can leave communities without safe tap water.
Make sure to do your part.

DO...

- **Install** prevention devices at all needed points on your property such as sprinklers, hose bibs, etc.
- Have each **backflow device tested annually** by a **certified backflow tester.**
- **Keep the end of hoses off the ground** and clear of all possible contaminants.

DON'T...

- **Submerge hoses** in buckets, sinks, tubs, swimming pools, ponds or standing water.
- **Use spray attachments** (such as chemical solutions aspirators) to fertilize lawn/garden without a backflow prevention device.
- **Use a hose to unblock toilets or sewer pipes.**

Keep Your Community Safe.

Contact **Maine Water** to make sure you're meeting the legal protection requirements **1-800-287-1643.**

